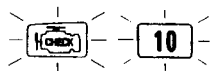


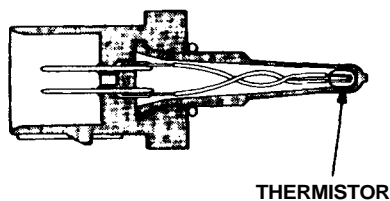
PGM-FI System

Troubleshooting Flowchart — Intake Air Temperature (IAT) Sensor

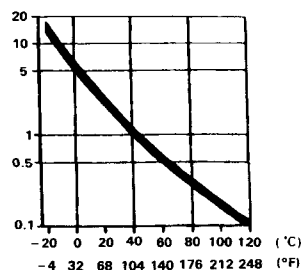


The Malfunction Indicator Lamp (MIL) indicates Diagnostic Trouble Code (DTC) 10: A problem in the Intake Air Temperature (IAT) Sensor circuit.

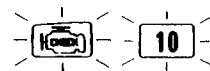
The IAT Sensor is a temperature dependant resistor (thermistor). The resistance of the thermistor decreases as the intake air temperature increases as shown below.



RESISTANCE (k Ω)



INTAKE AIR TEMPERATURE



- The MIL has been reported on.
- With service check connector jumped (see page 11-34), code 10 is indicated.

Do the ECM or PCM Reset Procedure (see page 11-35).

Turn the ignition switch ON.

Is the MIL on and does it indicate code 10?

NO

Intermittent failure, system is OK at this time (test drive may be necessary).
Check for poor connections or loose wires at C355 (located at right shock tower), C118 (IAT sensor) and ECM or PCM.

YES

Turn the ignition switch OFF.

Disconnect the 2P connector from the IAT sensor.

Measure resistance between the 2 terminals on the IAT sensor.

Is there 0.4 — 4.0 k Ω ?

NO

Replace the IAT sensor.

YES

(To page 11-69)

